



- High power factor:  $PF \geq 0.95$
- Low Harmonic Distortion:  $THD < 10\%$
- Efficiency:  $> 85\%$
- Flickerfree parameters:  $P_{st} LM \leq 0.1$ ,  $SVM \leq 0.01$
- No load/Standby power  $< 0.5W$
- Anti-surge voltage: differential mode 1kV (L-N)
- Designed for CE-Erp compliance
- Over-heat /Overload / Short circuit protection
- Suitable for Class II III fixtures



- **RF remote control dimming and traditional dimming:** RF 2.4G remote control; push switch control, ready to use.
- **High-frequency exemption level:** Supports high-frequency dimming above 4000 Hz, compliant with IEEE 1789 exemption standards
- **Deep dimming no flicker:** The dimming range is 0.1 - 100%
- **Ultra-low energy consumption:** Features an active PFC design with  $PF \geq 0.95$
- **Safety protection:** Class II insulation design and multiple protection functions

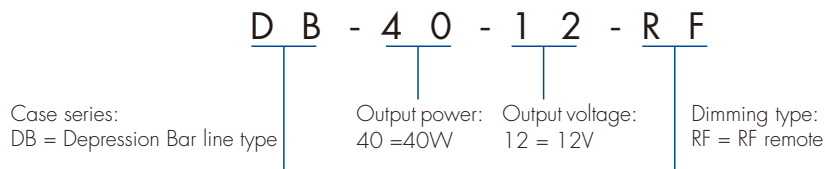
- 40W, 12V
- Constant voltage output, 1CH dimmable LED driver
- Dimming interface: RF or AC Push switch
- Dimming range: 0.1-100%
- 5 years warranty

- Housing material: Polycarbonate, white color
- Input wiring: Screw terminal
- Output wiring: Screw terminal
- Ingress protection: **IP20**, for indoor use

- LED strips for indoor lighting
- Wall Washer for Hotel/Retail Lighting
- Panel lights for office/commercial lighting

Model	Input voltage ~	Output voltage ≡	Output power	Power factor	Efficiency	Dimming range	Certification
DB-40-12-RF	220-240V	12V	40W	≥0.95	>85%	0.1-100%	ENEC, TUV, CB, CE, RoHS, UKCA, ERP
DB-40-24-RF	220-240V	24V	40W	≥0.95	>85%	0.1-100%	ENEC, TUV, CB, CE, RoHS, UKCA, ERP

## Model Naming Rule



## Technical Parameters

Output parameter			
Item	Value	Unit	Note
Output Voltage	12 ±4%	VDC	-
Output Current	Max. 3.33	A	-
Output Power	Max. 40	W	-
Dimming Range	0~100	%	down to 0.1%
Ripple & Noise	100	mV	-
PWM Frequency	4000	Hz	-
Start-up time	≤0.5	S	230VAC
Flicker-free	Pst LM≤0.1, SVM≤0.01	-	Measured using a constant-voltage LED strip. Refer to the "Char.Curve Figure 6"

Input parameter			
Item	Value	Unit	Note
Input Voltage Range	220~240	VAC	-
Frequency Range	50/60	Hz	-
Efficiency	>85	%	230VAC
Alternating Current	0.25 Max.	A	-
Power Factor	≥0.95	-	for 40W load refer to the "Char.Curve Figure3"
THD	<10	%	Full load, refer to the "Char.Curve Figure4"
Inrush Current	26.5	A	Cold start at 230VAC
Anti Surge	1	KV	diff. mode: L-N Acc. to IEC61000-4-5.1.2/50us,8/20us
Leakage Current	≤0.5	mA	-
No Load/Standby Power	<0.5	W	-

Operation Environment			
Item	Value	Unit	Note
Working Temperature	-20~45	°C	-
T-case Max	85	°C	-
Working Humidity	20~90	%	non-condensing
Storage Humidity	10~95	%	-
Storage Temperature	-40~80	°C	-
Temperature Coefficient	±0.03	%/°C	0-50%
Vibration Resistance	10-500	Hz	Hz, 2G, 6min/cycle, X,Y,Z axes/2min
IP Rating	IP20	-	-
Lifetime	50000	Hrs	@Tc 85°C, refer to the "Char.Curve Figure5"

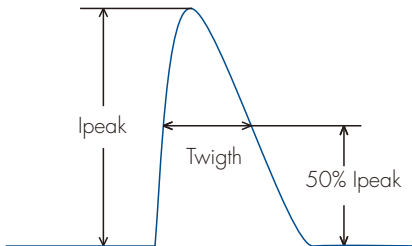
Safety & EMC			
Item	Value	Unit	Note
Withstand Voltage	3750	VAC	I/P-O/P
Insulation Resistance	100/500/25/70	MΩ/VDC/°C/%	I/P-O/P
EMC Emission	EN55015, EN61000-3-2/-3, EN61547	-	-
EMC Immunity	EN61000-4-2.3.4.5.6.8.11, EN61547	-	-
Certifications	ENEC, TUV, CB, CE, RoHS, UKCA,ERP	-	-

### Certification Standards:

EN61347-1/-2, EN62493, ENIEC55015, ENIEC61547ETSI, EN301489-1/-3, EN61000-3-2/3, ETSIEN300440

#### Inrush current & MCB

Item	Value				Unit	Note
Inrush current	26.5				A	-
Twighth	0.33				ms	-
MCB type	B10	B16	C10	C16	pcs	-
	9	14	15	23		



- The calculation is based on the parameters of the ABB S200 series of miniature circuit breakers.
- For miniature circuit breakers of different brands and models, the number of power supplies that can be connected varies.
- When the installation environment temperature of the MCB exceeds 30°C, or parallel connection installed, the number of connectable power supplies will also decrease, need recalculation.
- Type B MCB are suitable for household lighting, Type C MCB are suitable for commercial lighting.

#### Insulation between circuits

Insulation	Input	Output	Case	PUSH
Input	-	SELV	SELV	-
Output	SELV	-	SELV	SELV
Case	SELV	SELV	SELV	SELV

**Basic insulation:** The minimum insulation required for the normal operation of the equipment, used to isolate energized parts from accessible parts (e.g., shells, parts that may be touched by the human body) and to prevent direct contact with electric shocks.

**Double insulation:** It is composed of basic insulation and additional insulation, forming two independent layers of insulation protection, even if one layer fails, the other layer can still prevent electric shock.

#### Protection function

Over Load: When the load  $\geq 110\% \sim 140\%$ , hiccup protection, automatic recovery after load reduction.

Over Temperature: Current decrease when PCB temp  $> 100^{\circ}\text{C}$ , recovers automatically after fault condition is removed.

Short Circuit: Shut down the output voltage, recovers automatically after fault condition is removed.

#### Dimming interface

Push DIM dimming: Voltage range 220~240VAC 50/60Hz.

Dimming range: 0.1-100%

#### Test Note

If not specified, the above parameters are the result of testing at ambient temperature of 25°C, humidity of 50%, full load conditions.

The startup time is measured during a cold start. Ripple voltage is measured at full load using a constant voltage LED strip.

## Characteristic Curve

图1

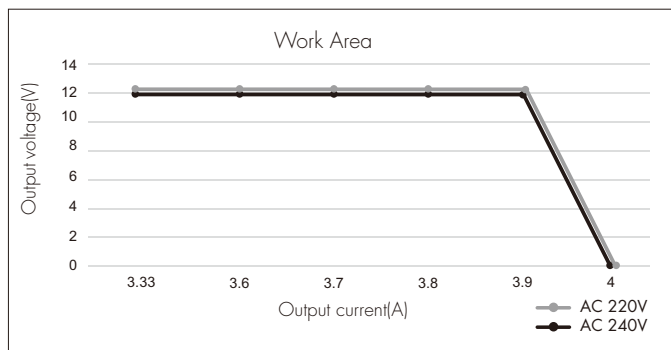


图2

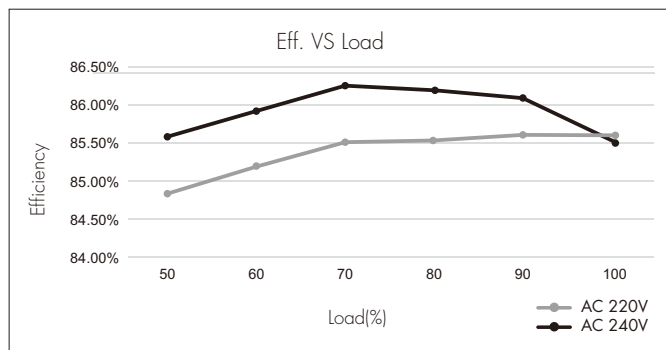


图3

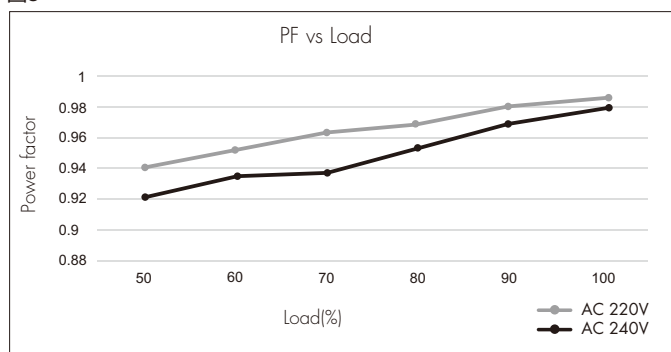


图4

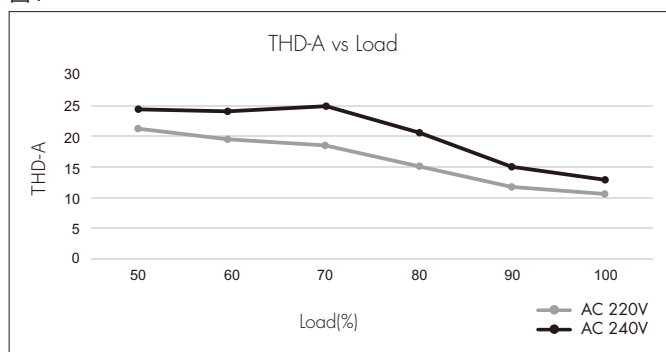


图5

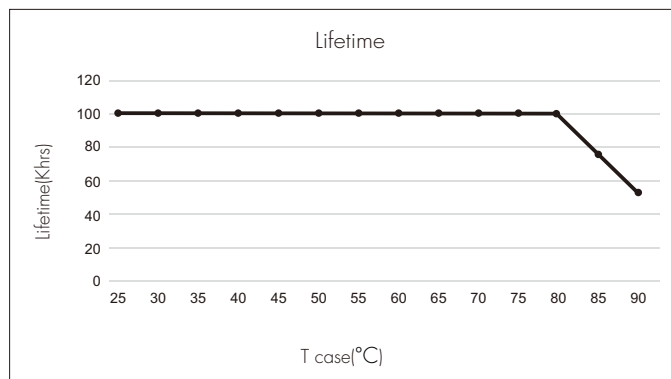
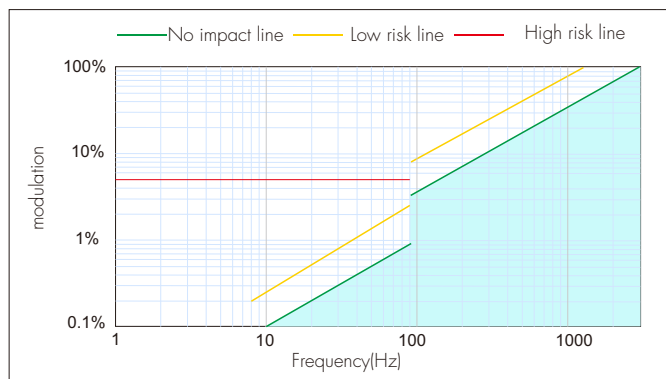


图6

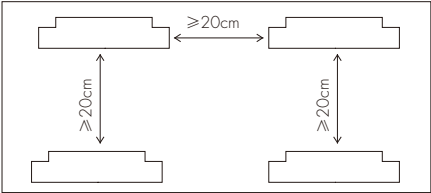


The relationship of the Tc temperature also depends on the lighting fixture setting.

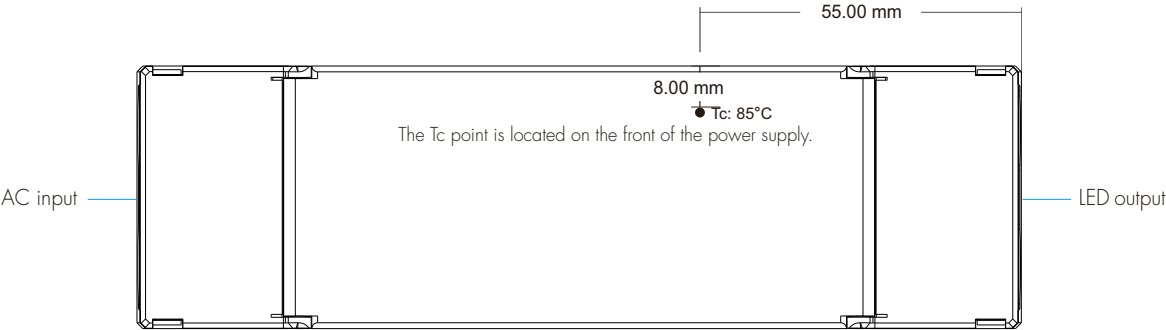


Installation Precautions

1. Hot plug-in
- Hot plug-in is not supported due to residual output voltage of > 0 V.
  - If a load is connected, the device needs has to be restarted.
  - The restart can be achieved by reset or dimming interface (Push DIM).
2. Wiring guidenlines
- This product must be installed and adjusted by a qualified professional.
  - Before you power on the product, please make sure all the wiring is correct in case of incorrect connection.
  - PC covers, housings and plug light kits for power supplies assembled within the fixture are required to meet UL94-V0 and above fire ratings.
  - The power supply is used as part of the luminaire system in conjunction with the end device (luminaire), and since the EMC performance is affected by the LEDs and the alignment.  
The end device manufacturer needs to re-verify the EMC of the complete unit.
  - If a fault occurs, please do not attempt to x the product by yourself; If you have any questions, please contact us in time.
3. Installation environment
- This product is non-waterproof.  
When installed outdoors, please ensure it is mounted in a water proof enclosure.
  - This product should be installed in a dry, acid-free, oil-free environment.
  - Please use the product within the operating temperature range of -20°C~45°C to ensure stable performance.
  - LED driver should keep a certain distance from the heating stuff(such as the luminaries radiator).  
The installation interval between the product and the product is recommended to be 20cm, so as not to affect the service life due to poor heat dissipation(show in Figure).

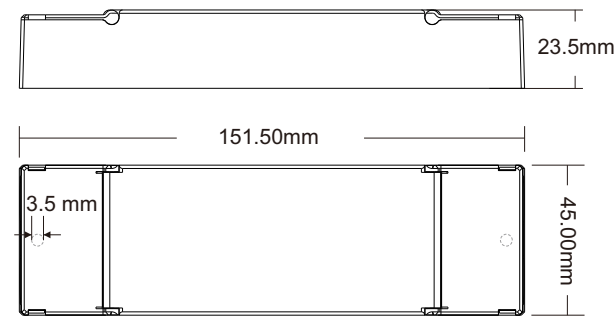


Tc Point Location

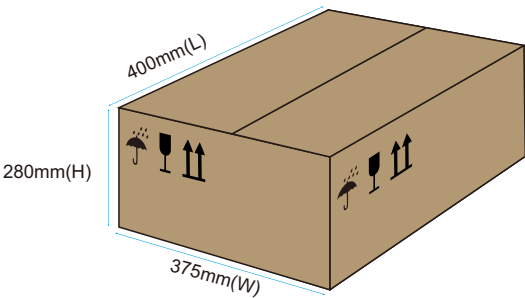


Product Size and Packaging Information

Product size:



Carton size:



Model	Product size (mm)	White box size(mm)	N.W(pcs)	Carton size(mm)	Qty/carton	N.W/carton	G.W/carton
DB-40-12-RF	151.5*45*23.5(L*W*H)	175*54*27(L*W*H)	216g (±5g)	400*375*280	100pcs	21.6kg (±0.5kg)	24.4kg (±0.5kg)

Version Log

Version	Update time	Update Content
1.0.0	2025.8.9	Original version