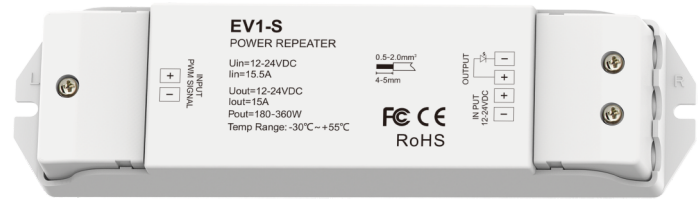


1 Channel Constant Voltage Power Repeater

- 12-24V constant voltage power repeater.
- one channel, 15A.
- To receive PWM signal control.
- Power repeater in series or in parallel to expand output unlimitedly.
- Apply to single color constant voltage LED strip or module.

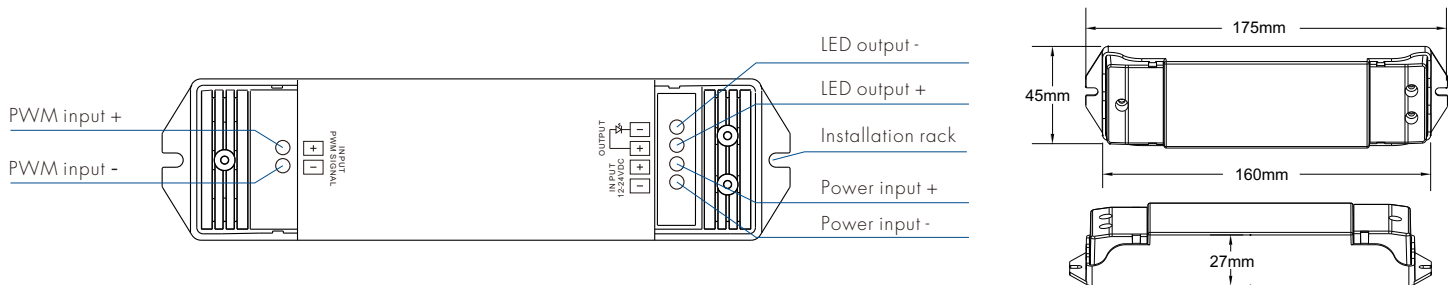


FC CE RoHS

Technical Parameters

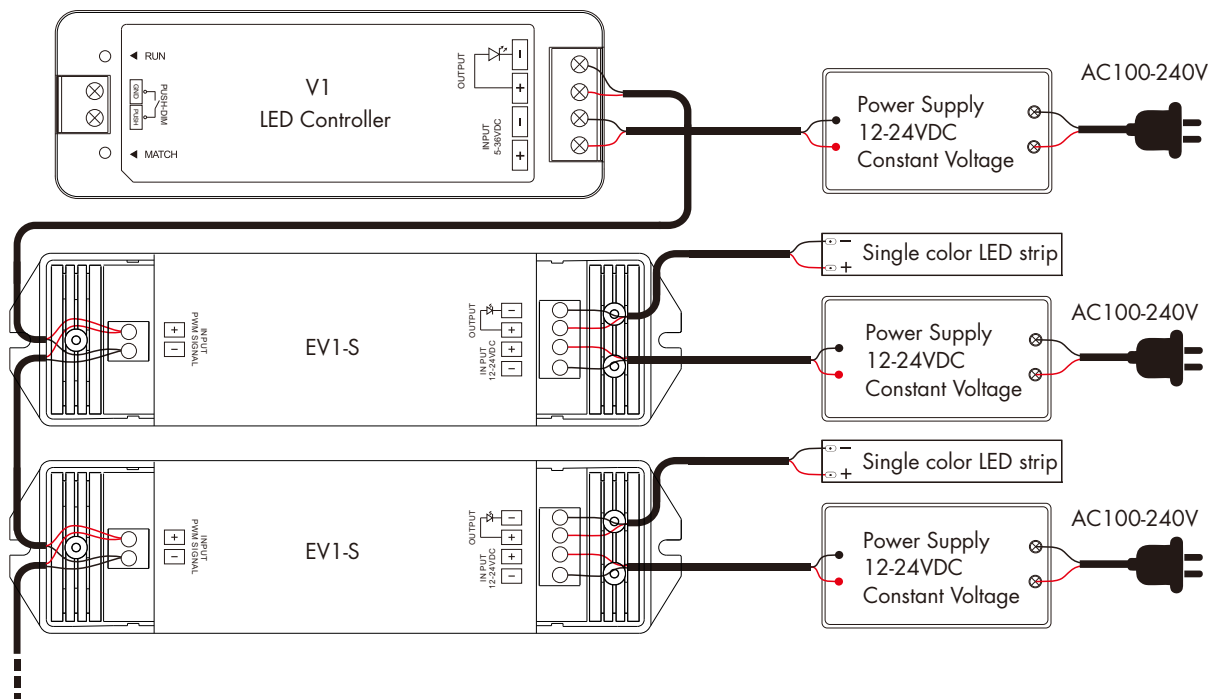
Input and Output		Warranty and Protection		Safety and EMC	
Input voltage	12-24VDC	Warranty	5 years	EMC standard	EN IEC 55015:2019+A11:2020 EN 61547:2009 EN IEC 61000-3-2:2019+A1:2021 EN 61000-3-3:2013+A1:2019
Input current	15.5A	Protection	Reverse Polarity	Safety standard	EN 61347-1:2015+A1:2021 EN 61347-2-13:2014+A1:2017
Input signal	PWM	Environment		Certification	CE
Output voltage	12-24VDC	Operation temperature	Ta: -30°C ~ +55°C	Package	
Output current	15A	Case temperature (Max.)	Tc: +85°C	Size	L178 x W50 x H38mm
Output power	180-360W	IP rating	IP20	Gross weight	0.119kg
Output type	Constant voltage				

Mechanical Structures and Installations

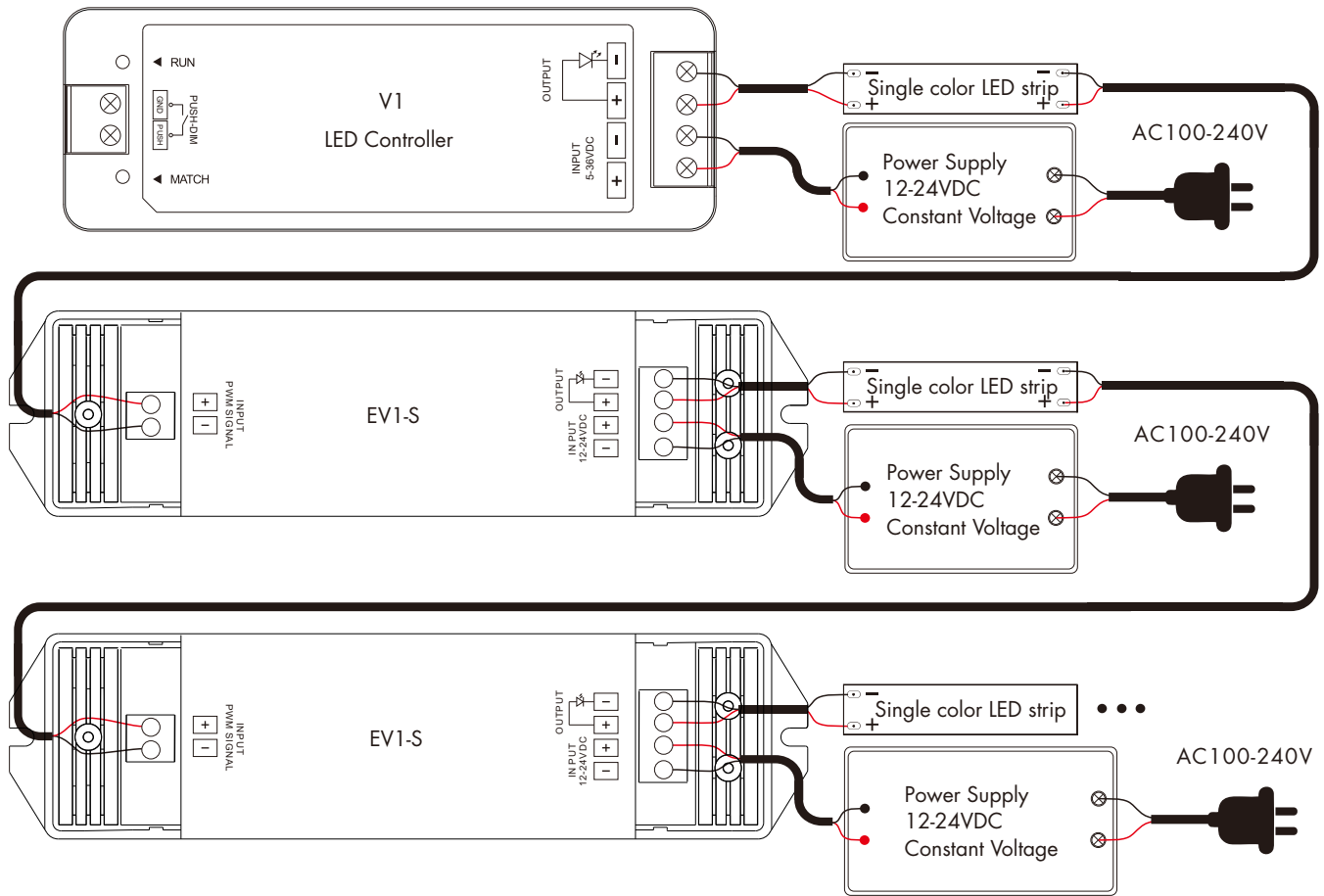


Wiring Diagram

- Parallel connection



• Series connection



Malfunctions analysis & troubleshooting

Malfunctions	Causes	Troubleshooting
No light	<ol style="list-style-type: none"> 1. No power. 2. Wrong connection or insecure. 	<ol style="list-style-type: none"> 1. Check the power. 2. Check the connection.
Uneven intensity between front and rear, with voltage drop	<ol style="list-style-type: none"> 1. Output cable is too long. 2. Wire diameter is too small. 3. Overload beyond power supply capability. 4. Overload beyond controller capability. 	<ol style="list-style-type: none"> 1. Reduce cable or loop supply. 2. Change wider wire. 3. Replace higher power supply. 4. Add power repeater.

Safety & Warnings

1. The product shall be installed and serviced by a qualified person.
2. This product is non-waterproof. Please avoid the sun and rain.
3. Good heat dissipation will prolong the working life of the controller, Please ensure good ventilation.
4. Please check if the output voltage of any power supplies used comply with the working voltage of the product.
5. Ensure all wire connections and polarities are correct and secure before applying power to avoid any damages to the LED lights.
6. If a fault occurs please return the product to your supplier. Do not attempt to fix this product by yourself.