

EV4-WPS

Power Repeater

Waterproof 4 Channel Constant Voltage Power Repeater

- Waterproof 12-36V constant voltage power repeater with IP67 rating, suitable for outdoor and damp environment.
- 4 channel, 5A per channel.
- To receive PWM signal control.
- Power repeater in series or in parallel to expand output unlimitedly.
- Apply to single color, dual color, RGB or RGBW constant voltage LED strip or module.

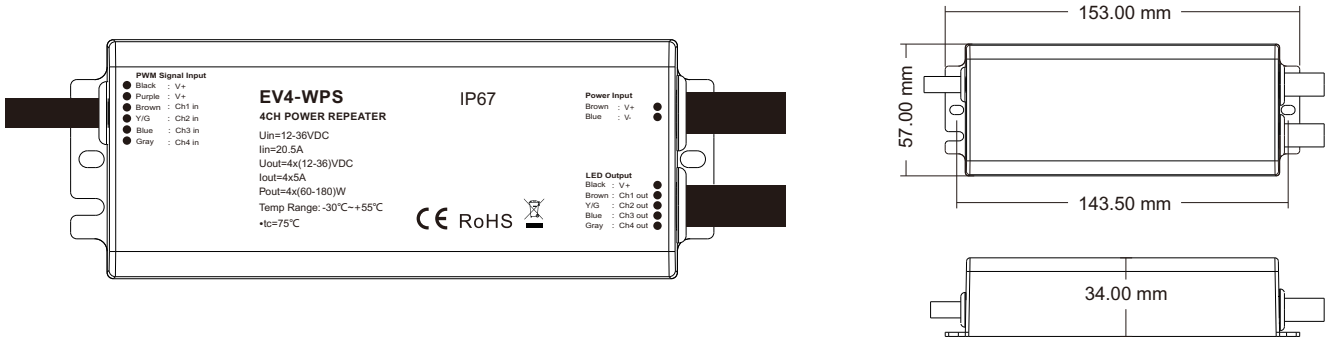


CE RoHS

Technical Parameters

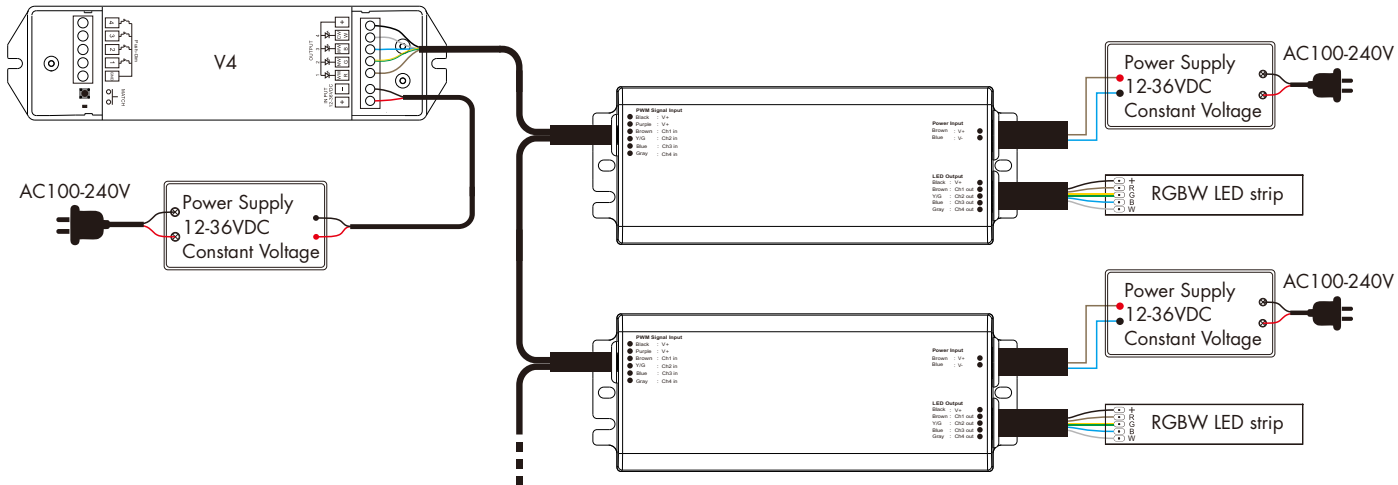
Input and Output		Safety and EMC		Warranty and Protection	
Input voltage	12-36VDC	EMC standard	EN IEC 55015/EN IEC 61547	Warranty	5 years
Input current	20.5A	Safety standard	EN 61347-1/-2 EN 62493	Protection	Reverse Polarity Over-heat Over-load Short circuit
Input signal	PWM	Certification	CE RoHS FCC	Environment	
Output voltage	4 x (12-36)VDC	Package		Operation temperature	Ta: -30°C ~ +55°C
Output current	4CH,5A/CH	Size	L165 x W98 x H72mm	Case temperature (Max.)	Tc: +75°C
Output power	4 x (60-180W)	Gross weight	0.492kg	IP rating	IP67
Output type	Constant voltage				

Mechanical Structures and Installations

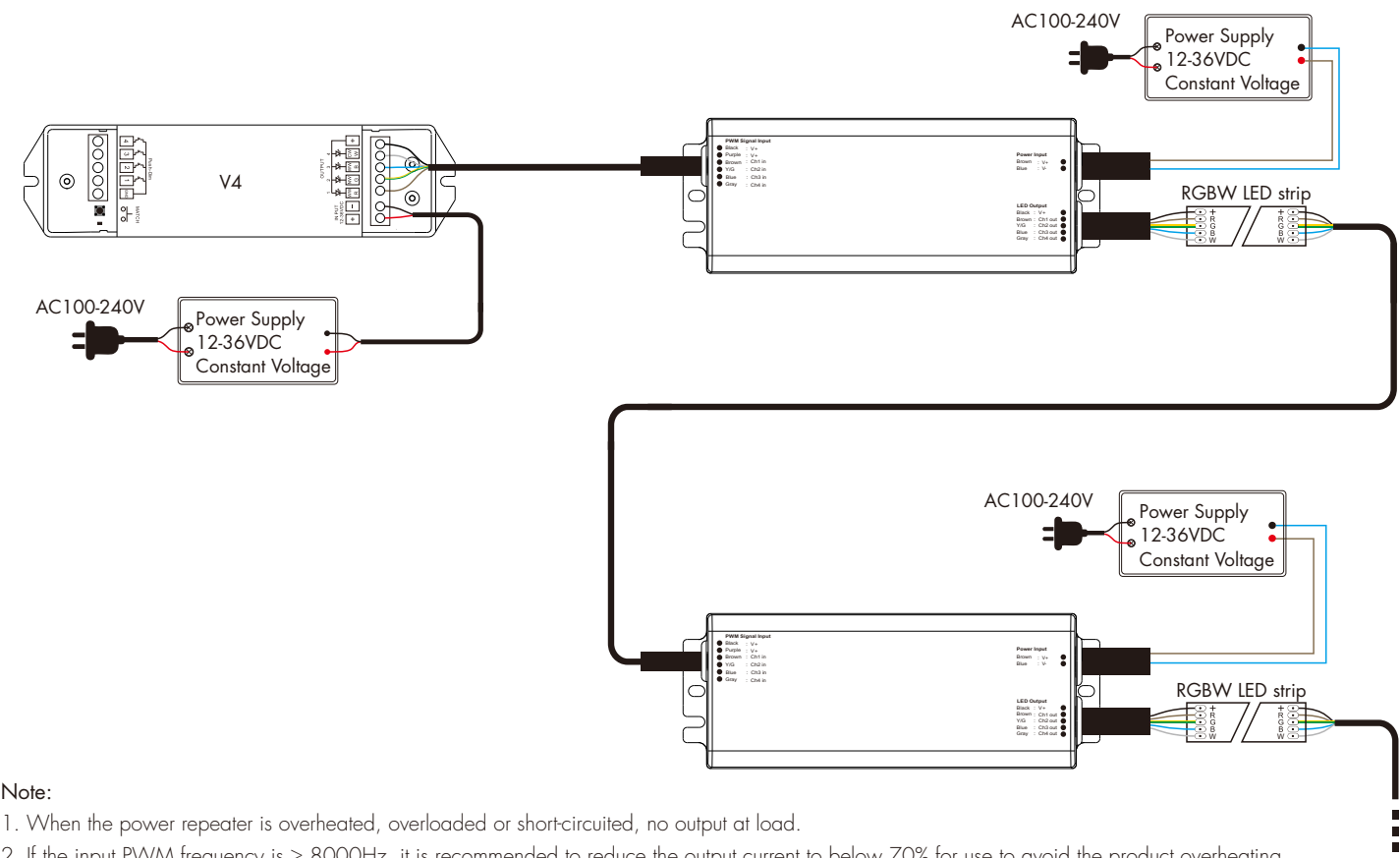


Wiring Diagram

- Parallel connection



● Series connection



- Note:
1. When the power repeater is overheated, overloaded or short-circuited, no output at load.
  2. If the input PWM frequency is  $\geq 8000\text{Hz}$ , it is recommended to reduce the output current to below 70% for use to avoid the product overheating to activate overheat protection.

Malfunctions Analysis & Troubleshooting

Malfunctions	Causes	Troubleshooting
No light	1. No power. 2. Wrong connection or insecure.	1. Check the power. 2. Check the connection.
Wrong color	1. Wrong connection of R/G/B/W wires.	1. Reconnect R/G/B/W wires.
Uneven intensity between front and rear,with voltage drop	1. Output cable is too long. 2. Wire diameter is too small. 3. Overload beyond power supply capability. 4. Overload beyond controller capability.	1. Reduce cable or loop supply. 2. Change wider wire. 3. Replace higher power supply. 4. Add power repeater.

Safety & Warnings

1. The product shall be installed and serviced by a qualified person.
2. Good heat dissipation will prolong the working life of the controller, Please ensure good ventilation.
3. Please check if the output voltage of any power supplies used comply with the working voltage of the product.
4. Ensure all wire connections and polarities are correct and secure before applying power to avoid any damages to the LED lights.
5. If a fault occurs please return the product to your supplier. Do not attempt to fix this product by yourself.