

F1-M+RC1

Infrared remote LED Dimmer

- Infrared remote control 1 channels constant voltage single color LED dimmer.
- DC power socket input.
- 5A output, output connects with 5 meters single color LED strip.
- Adjust the brightness by IR remote or SET key.
- 4096 levels dimming smoothly without any flash.
- Logarithmic dimming curve.

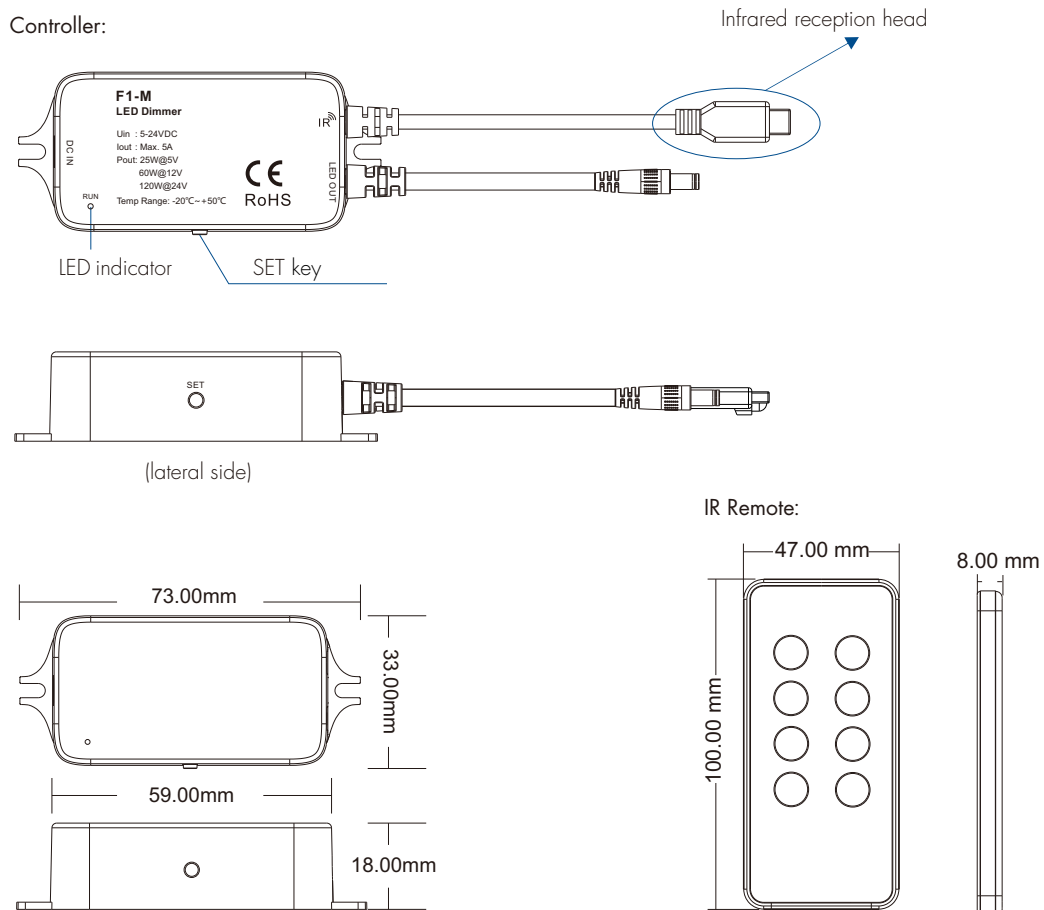


CE RoHS

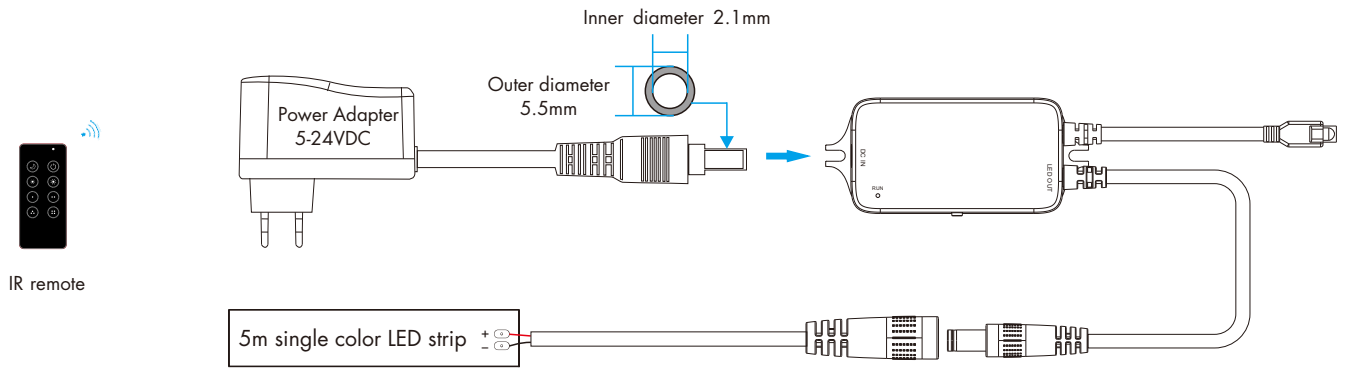
Technical Parameters

| Input and Output | | Dimming data | | Safety and EMC | |
|-------------------------|-------------------------------|--------------------|-------------------------|-----------------|---|
| Input voltage | 5-24VDC | Input signal | IR + key | EMC standard | ETSI EN 301 489-1 V2.2.3 ETSI EN 301 489-17 V3.2.4 |
| Output voltage | 5-24VDC | Control distance | 10m(Barrier-free space) | Safety standard | EN 61347-1:2015+A1:2021 EN 61347-2-13:2014+A1:2017 |
| Output current | Max. 5A | Dimming gray scale | 4096 level | Certification | CE |
| Output power | 25W@5V 60W@12V 120W@24V | Dimming range | 1-100% | | |
| | | Dimming curve | Logarithmic | | |
| | | PWM Frequency | 2000Hz (default) | | |
| Environment | | Warranty | | Package | |
| Operation temperature | Ta: -20°C ~ +50°C | Warranty | 5 years | Size | L110x W57x H32mm |
| Case temperature (Max.) | Tc: +85°C | Protection | Over heat | Gross weight | 0.090kg |


Mechanical Structures and Installations








Wiring Diagram



Key Function of IR Remote



-  : Short press turn on/off the light.
-  : Night light function, 10% brightness with short press.
-  : Increase brightness, Short press 10 levels, long press 1-6s for continuous 256 levels adjustment.
-  : Decrease brightness, Short press 10 levels, long press 1-6s for continuous 256 levels adjustment.
-  Short press to select each of the four brightness levels: 25%, 50%, 75%, 100%.

Notes:

1. IR remote control does not need to be paired and can be controlled directly.
2. When the remote control is far away, using infrared remote control, you need to align with the infrared sensor head.

SET Key Function of Dimmer

Short press: sequentially switch 5 levels of light brightness (10%, 25%, 50%, 75%, 100%).

Long press (1-6s): Step-less dimming, with every other long press, the light level goes to the opposite direction, dimming range 10%-100%.

Dimming Curve

