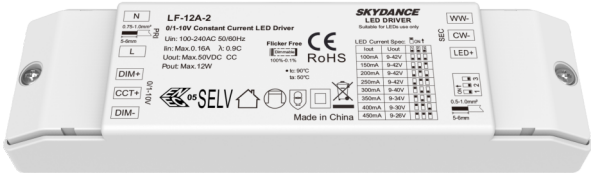


LF-12A-2

0/1-10V Constant Current CCT LED Driver

0/1-10V

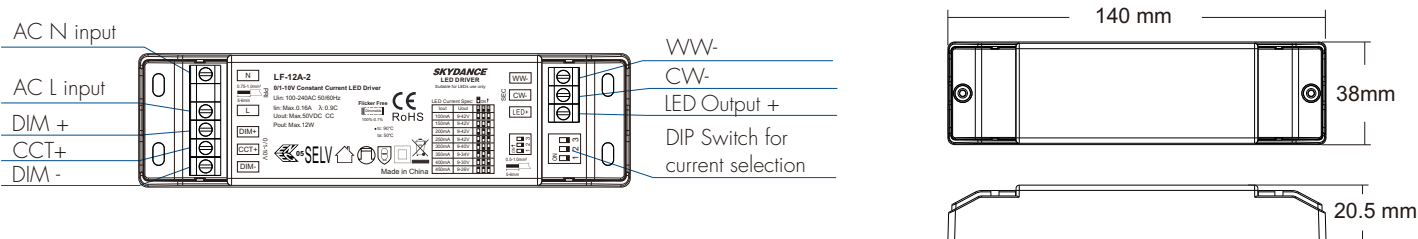
- 4 in 1 Dimming interface: 0/1-10V, 1-10V, 10V PWM, Resistor.
- Universal AC input / Full range, High PF, High efficiency, Flicker Free.
- 2 channel constant current output, configurable current via DIP switch.
- Multi-current & wide voltage, suitable for different power LEDs.
- Standby power input<0.5W, meets the requirements of ERP certification.
- Over-heat / Over-load / Short circuit protection, recover automatically.
- Class II design, SELV safety ultra-low voltage.
- Suitable for indoor LED lighting application.
- 5 Year, 50,000hr warranty.



Applications

- Suitable for downlight, spotlight and decorative applications.
- Office / Commercial / Domestic Lighting, Hotels, Classrooms, Warehouse, Health care, Retail and Display.
- Use for retrofit upgrades & new luminaire designs.

Mechanical Structures and Installations



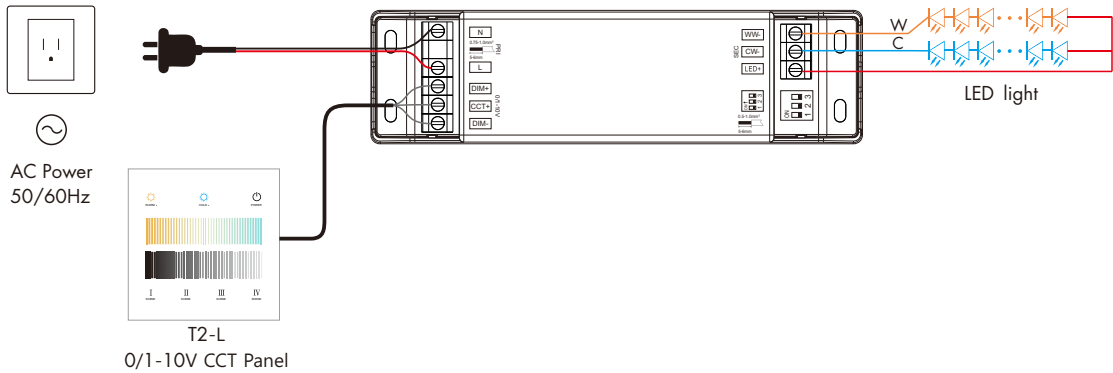
Technical Parameters

Output	Output Voltage	9~42VDC
	Output Current	2x(100~450)mA
	Output Power	Max.12W
	Max Output Voltage	Max. 50VDC
	Dimming Range	0~100%, dimming depth:0.1%
	PWM Frequency	4000Hz
	Current Accuracy	±5%
	Ripple & Noise	<5%(Maximum current non dimming state)
Input	Input Voltage Range	100~240VAC
	Frequency Range	50/60Hz
	Efficiency(TYP)	≥82%
	Input Current	≤0.15A/115VAC(at full load), ≤0.08A/230VAC(at full load)
	Power Factor	>0.95/115VAC, >0.9/230VAC
	THD	<10% / 230VAC(at full load)
	Anti Surge	1:N:1.5KV
	Inrush Current	Cold start8A, 135us duration[50% lpeak] / 230VAC
	Leakage Current	< 0.5mA/230VAC
Protection	No Load Power	<0.5W[Signal dimming OFF after about 6s]
	Over heat	Current decrease when PCB temp>100°C, automatic recovery after temperature drop
	Overload	Hiccup,recovers automatically after fault condition is removed
Environment	Short circuit	Hiccup,recovers automatically after fault condition is removed
	Working Temperature	-20°C~50°C
	Tcase Max	90°C
	Working Humidity	20%~90%RH, non-condensing
	Storage Temp/Humidity	-40°C~80°C, 10%~95%RH
	Temperature Coeficient	±0.03%/°C [0-50%]
	Vibration Resistance	10-500Hz, 2G, 6min/cycle, X,Y,Z axes/2min
Safety&EMC	IP Rating	IP20
	Security Specifications	EN 61347-2:13:2014/A1:2017, EN 61347-1:2015, EN 62493:2015
	Withstand Voltage	I/P/O/P: 3750VAC
	Insulation Resistance	I/P-O/P: 100M/500VDC/25°C/70%RH
	EMC Emission	EN55015,EN61000-3-2,EN61000-3-3
	EMC Immunity	EN61000-4-2,3.4.5.6.8.11, EN61547
	Certifications	CE, ROHS

LED Current Selection:

Output voltage	9-42V	9-42V	9-42V	9-42V	9-40V	9-34V	9-30V	9-26V	
Output current	100mA	150mA	200mA	250mA	300mA	350mA	400mA	450mA	
Current accuracy	±8%	±5%							

Wiring Diagram



- Two 0/1-10V signal input, one is for dimming control, the other for color temperature control.
- The 0/1-10V input is also operable via commercially available simple rotary wall switches designed for 0/1-10V dimming equipment or from dedicated system central dimming controllers.
- Compliant with 0-10V, 1-10V, PWM(1KHz 10V ), RX(Adjustable Resistors 0-390K), RX(4 in 1).
- In order to ensure dimming consistency,  
when the connected 0/1-10V dimmer output signal current is 20mA, the number of LED driver connections does not exceed 50 pcs,  
when the 0/1-10V dimmer output signal current is 50mA, the number of LED driver connections does not exceed 100 pcs.  
The maximum length of the wires from dimmer to LED driver should be no more than 50 meters(use copper wire with a cross-sectional area of 0.75 m<sup>2</sup> for wiring).

Installation note

1. This product must be installed and adjusted by a qualified professional.
2. This product is non-waterproof. When installed outdoors, please ensure it is mounted in a water proof enclosure.
3. LED driver should keep a certain distance from the heating stuff(such as the luminaries radiator).  
The installation interval between the product and the product is recommended to be 1.5cm, so as not to affect the service life due to poor heat dissipation.
4. Before you power on the product, please make sure all the wiring is correct in case of incorrect connection that may cause a short circuit and damage the components, or trigger a accident.
5. If a fault occurs, please do not attempt to fix the product by yourself. If you have any questions, please contact us in time.