SS-C2

RF 2 Channels Smart Switch

AC Switch



Features

- RF high-voltage 2 channel AC switch, relay output, per channel can output current 5A, maximum total output power is 2400W, with zero-crossing detection function.
- Suitable for turning on/off single color LED lights, traditional incandescent and halogen lights, no dimming function.
- With an LED indicator.
- Match with RF 2.4G remote control.

CE RoHS

Technical Parameters

Input and Output	
Input voltage	100-240VAC
Output voltage	2×(100-240)VAC
Output current	2×5A (Resistive/Capacitive/ Inductive loads)
Output power	2×(500-1200)W
Relay surge current	205A
Input signal	RF 2.4GHz
Control distance	30m(Barrier-free space)

Environment	
Operation temperature	Ta: -20℃ ~ +55℃
Case temperature (Max.)	Tc: +72℃
IP rating	IP20

Package	
Size	L110x W57x H35mm
Gross weight	0.078kg

Safety and EMC	
Safety standard	EN 61347-1/-2
EMC standard	EN IEC 55015/ EN IEC 61547 EN IEC 61000-3-2/ EN IEC 61000-3-3 ETSI EN 301 489-1/-3
Radio equipment	ETSI EN 300 440
Certification	CE RoHS

Warranty	
Warranty	5 years

Mechanical Structures and Installations

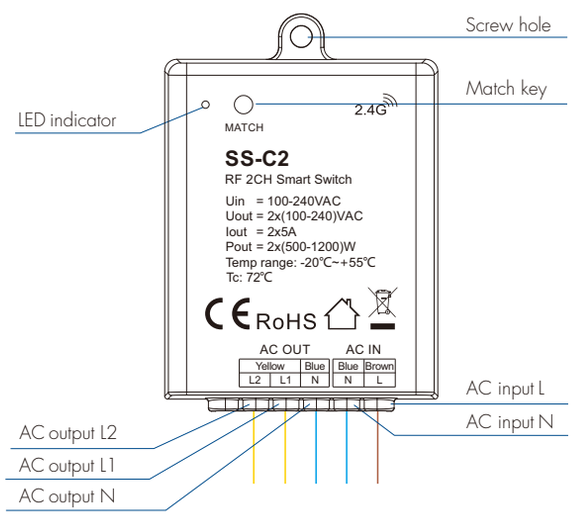

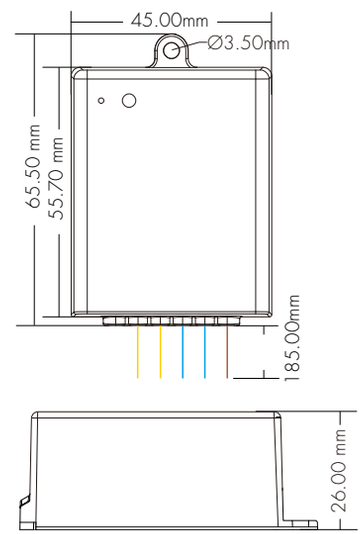

Wiring Diagram

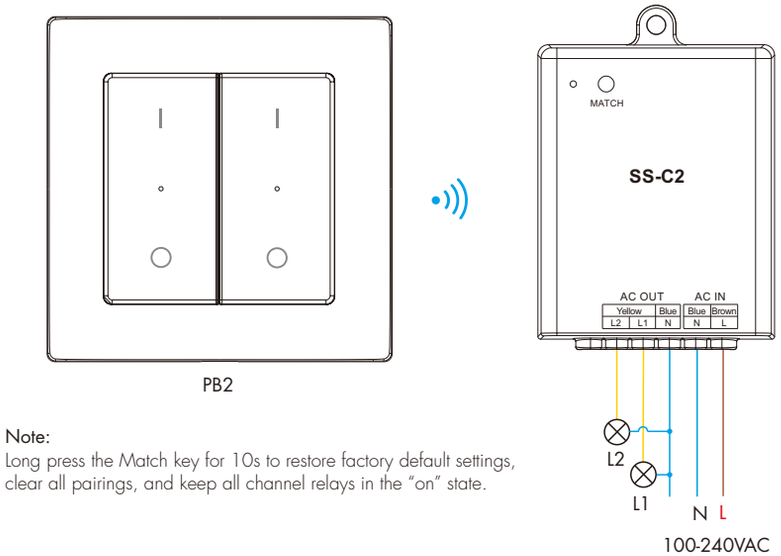

Note:
Long press the Match key for 10s to restore factory default settings, clear all pairings, and keep all channel relays in the "on" state.

Match with RF Remote Controller

There are two ways to match/delete:

Use Match key

Match:
Short press match key, the LED indicator flash slowly.
Immediately press on/off key on the two zone remote.
The LED indicator fast flash means match is successful.

Delete:
Press and hold match key for 5s to delete all match, the LED indicator fast flash 6 times means all matched remotes were deleted.

Use Power Restart

Match:
Switch off the power, then switch on power, repeat again.
Immediately short press on/off key 3 times on the two zone remote.
The light indicator blinks 3 times means match is successful.

Delete:
Switch off the power, then switch on power, repeat again.
Immediately short press on/off key 5 times on the three zone remote.
The light indicator blinks 5 times means all matched remotes were deleted.

TC Point Location

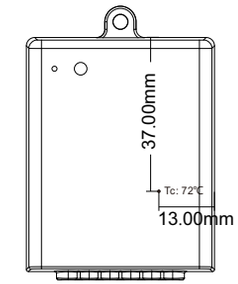

The Tc point is located at the top of the Smart Switch