

V1-Q(D), V1-Q(U)

2-Button Dimming Constant Voltage LED Controller



V1-Q(D)



V1-Q(U)

- 2-button dimming LED controller with 1-channel constant voltage output.
- The buttons support on/off light, adjust brightness, dynamic mode and dynamic speed.
- 4096 levels dimming smoothly without any flash.
- Light on fade time 1s, light off fade time 2s.
- 2000Hz or 8000Hz PWM frequency can be set.
- Apply to table lamps, wall lamps, bedside lamps and so on.

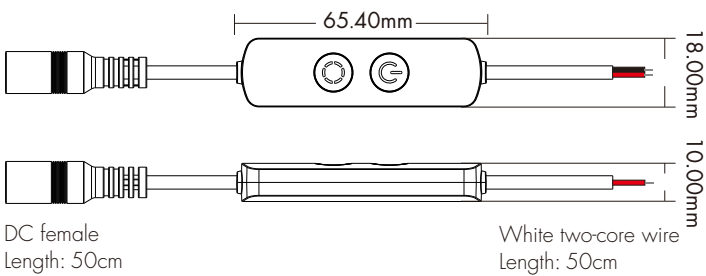
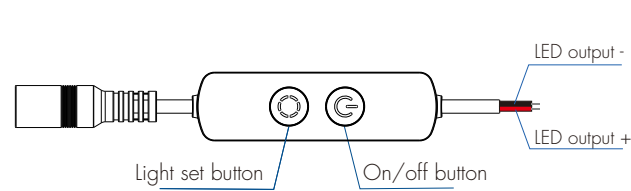
CE RoHS

Technical Parameters

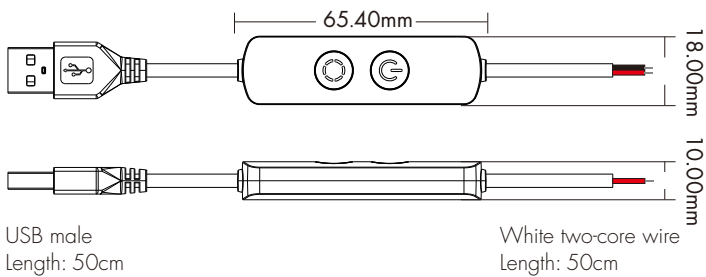
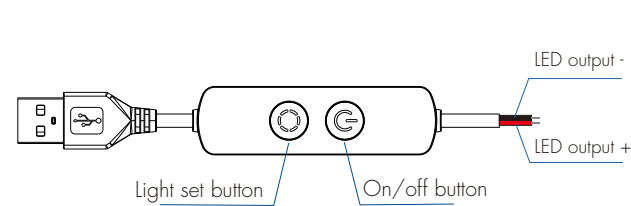
Input and Output		Dimming data		Safety and EMC	
Input voltage	V1-Q(D): 5-24VDC V1-Q(U): 5VDC	Dimming gray scale	4096 levels	EMC standard	EN IEC 55015 EN IEC 61547
Output voltage	V1-Q(D): 5-24VDC V1-Q(U): 5VDC	Dimming curve	Logarithmic	Safety standard	EN 61347-1/-2 EN 62493
Output current	3A	PWM Frequency	2000Hz/8000Hz	Certification	CE RoHS
Output power	V1-Q(D): 15-72W V1-Q(U): 15W	Environment		Package	
Output type	Constant Voltage				
Warranty and Protection		Operation temperature	Ta: -20℃ ~ +55℃	Size	L114 x W38 x H26mm
Warranty	5 years	Case temperature (Max.)	Tc: +85℃	Gross weight	0.044kg
Protection	Reverse polarity	IP rating	IP20		

Mechanical Structures and Installations

V1-Q(D):

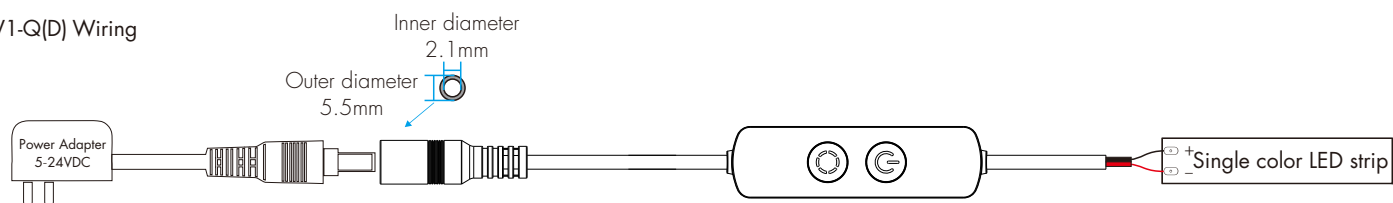


V1-Q(U):

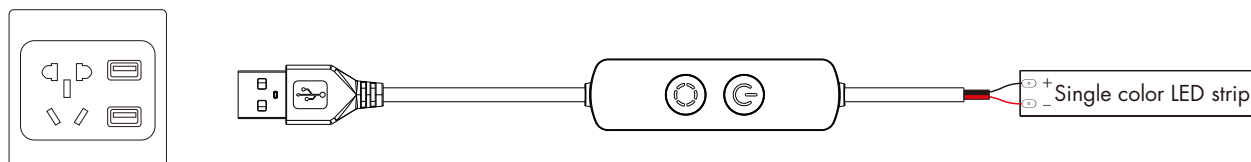


Wiring Diagram

• V1-Q(D) Wiring



• V1-Q(U) Wiring(Output connected to 5V LED strip)



Note:

1. The LED strip connected to the V1-Q(D) output must match the power adapter output voltage.
2. V1-Q(U) supports USB socket, mobile phone adapter, computer USB port power supply.

Button Function



Short press: Turn on/off the light.
Long press (1-6s): Continuous brightness adjustment, dimming range 5-100%.



Short press: Enter static mode, and switch 5 levels brightness(10%,25%,50%,75%,100%).
Double click: Enter dynamic mode and switch 2 dynamic modes (white fade, white jump). White jump in the order of 25%, 75%, 100% of brightness.
Long press: In static mode, long press for 1-6s to adjust the brightness continuously, dimming range 5-100%.
In dynamic mode, long press for 2s to sequentially switch 5 levels of dynamic change speed.
The white fade speed is switched in the order of 1s, 2s, 5s, 10s, 30s;
the white jump speed is switched in the order of 0.3s, 0.5s, 1s, 2s, 5s.
Every time you enter dynamic mode, the default fade/jump speed starts from 1s.

Set PWM frequency (factory default 2000Hz):

Press and hold key and key at the same time for 2s to set the PWM frequency to 2000Hz and the output LED blinks 1 time.

Press and hold key and key at the same time for 5s to set the PWM frequency to 8000Hz and the output LED blinks 2 times.

Dimming Curve

