

V2-S(WT)

WiFi 2 Colors 2 Wires LED Strip Controller

- Only apply to 2-wires WW+CW LED strip.
- Tuya smart APP cloud control, support on/off, color temperature and brightness adjust, delay turn on/off light, timer run, scene and music play function.
- Voice control, support for Amazon Alexa, Google Assistant, Tmall Genie and Xiaodu voice assistant.
- Match with RF 2.4G remote control optional.
- Each V2-S(WT) controller can also work as WiFi-RF converter, then use Tuya smart APP to control one or more RF CCT LED controller synchronously.
- Connect with external push switch to achieve on/off and 0-100% dimming function.
- Switch 3 levels color temperature(WWW, NW, CW) in consecutive power-on sequence.
- Fade in and out effect selectable.

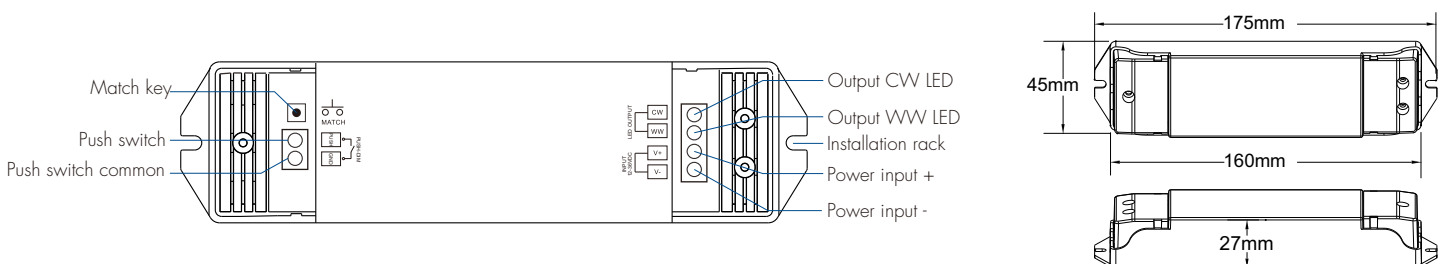


CE RoHS

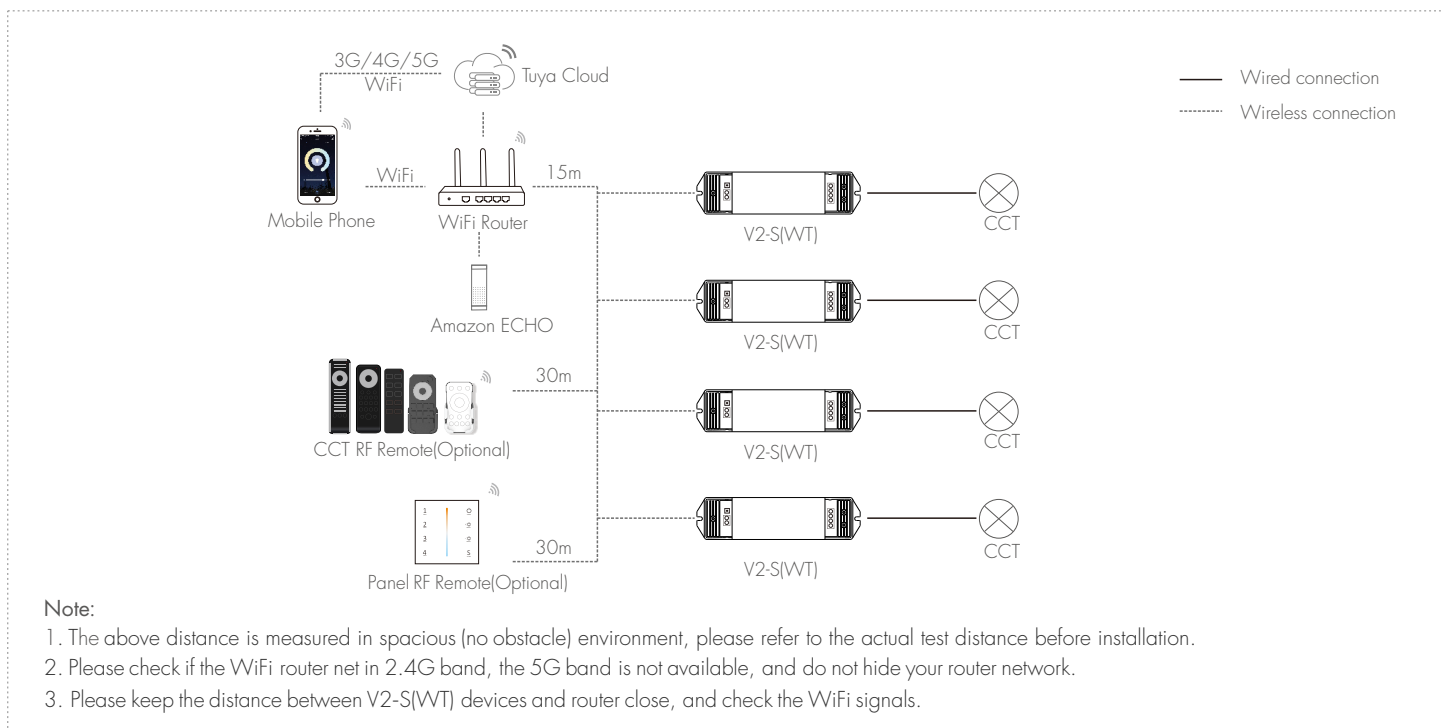
Technical Parameters

| Input and Output | | Dimming data | | Safety and EMC | |
|-------------------------|------------------|-------------------------|-------------------------|-----------------|-------------------------------------------------------|
| Input voltage | 12-36VDC | Input signal | WiFi + RF + Push Dim | Safety standard | EN 61347-1/-2 |
| Input current | 10.1A | Control distance | 30m(Barrier-free space) | EMC standard | EN IEC 55015/EN IEC 61547 ETSI EN 301 489-1/-3/-17 |
| Output voltage | 12-36VAC | Dimming gray scale | 256 levels | Radio Equipment | ETSI EN 300 440 ETSI EN 300 328 |
| Output current | 10A | Dimming range | 0 - 100% | Certification | CE |
| Output power | 120-360W | Dimming curve | Linear | | |
| Output type | Constant voltage | PWM Frequency | 2000Hz | | |
| Warranty and Protection | | Environment | | Package | |
| Warranty | 5 years | Operation temperature | Ta: -30℃ ~ +55℃ | Size | L178 x W50 x H38mm |
| Protection | Reverse Polarity | Case temperature (Max.) | Tc: +85℃ | Gross weight | 0.136kg |

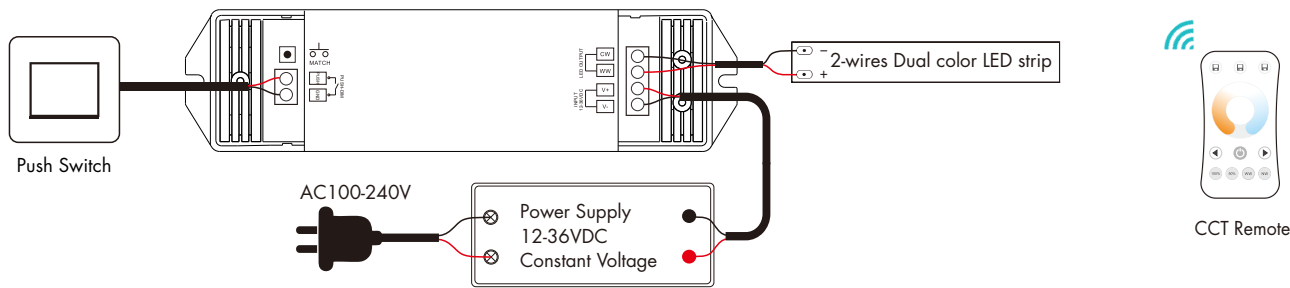
Mechanical Structures and Installations



System Wiring



Wiring Diagram



Note: 1. Switch off the power, then switch on power, repeat again.
Immediately short press match key 3 times, the light on/off time will change between 3s and 0.5s.
2. Continuous power off and on operation will change 3 levels color temperature (WW, NW and CW) in sequence.

Push Dim

| | |
|--------------------------|--------------------------------------------------------------------|
| Click | ON/OFF |
| Double Click | Turn on at 100% or 10%(night light) and vice-versa |
| Long press(>1s) from OFF | Color temperature UP/DOWN (turn off and turn on to return dimming) |
| Long press(>1s) from ON | Dimming UP/DOWN |

Tuya Smart APP Network Connection

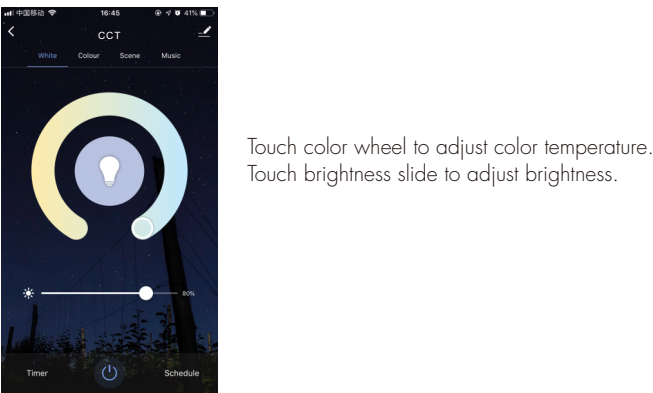
Press and hold Match key for 5s, or push twice Match key fastly:
Clear previous network connection, enter WiFi config mode,
the blue LED indicator flash fastly, the output LED will flash 10 times.

Repeat power on and off for 5 consecutive times, also clear previous
network connection, enter WiFi config mode, the output LED will flash 10 times.

If Tuya smart APP network connection succeed, the blue LED indicator will stop flash,
and in Tuya smart APP, you can find the CCT device.

When controlling the light with Tuya Smart/Smart Life APP,
if the network connection is poor,
you can control the light with Bluetooth connection within the Bluetooth control range.
Note: The light can not be directly controlled by Bluetooth without WiFi configuration.

Tuya Smart APP Interface



V2-S(WT) Match Remote Control (Optional)

End user can choose the suitable match/delete ways. Two options are offered for selection:

Use the V2-S(WT)'s Match key

Match:
Short press match key of V2-S(WT),
immediately press on/off key (single zone remote)
or zone key (multiple zone remote) on the remote.
The LED indicator fast flash a few times means match is successful.

Delete:
Press and hold match key of V2-S(WT) for 10s to delete all match,
The LED indicator fast flash a few times
means all matched remotes were deleted.

Use Power Restart

Match:
Switch off the power of V2-S(WT), then switch on power, repeat again.
Immediately short press on/off key (single zone remote)
or zone key (multiple zone remote) 3 times on the remote.
The light blinks 3 times means match is successful.

Delete:
Switch off the power of V2-S(WT), then switch on power, repeat again.
Immediately short press on/off key (single zone remote)
or zone key (multiple zone remote) 5 times on the remote.
The light blinks 5 times means all matched remotes were deleted.

V2-S(WT) Work as WiFi-RF Converter to Match RF CCT LED Controller

End user can choose the suitable match/delete ways. Two options are offered for selection:

Use the controller's Match key

Match:
Short press match key of the controller,
immediately press on/off key on the Tuya smart APP.
The LED indicator fast flash a few times means match is successful.

Delete:
Press and hold match key of the controller for 5s,
The LED indicator fast flash a few times means match was deleted.

Use Power Restart

Match:
Switch off the power of the controller, then switch on power, repeat again.
Immediately short press on/off key 3 times on the Tuya smart APP.
The light blinks 3 times means match is successful.

Delete:
Switch off the power of the controller, then switch on power, repeat again.
Immediately short press on/off key 5 times on the Tuya smart APP.
The light blinks 5 times means match was deleted.