

3-Button WiFi & RF RGB+CCT LED Controller

- WiFi & RF 5 channel constant voltage RGB+CCT LED controller.
- Tuya smart APP cloud control, support on/off, RGB color, color temperature and brightness adjust, delay turn on/off light, timer run, scene edit and music play function.
- Voice control, support for Amazon Alexa, Google Assistant, Tmall Genie and Xiaodu voice assistant.
- 3 buttons operation with on/off, dynamic mode, brightness, color temperature and color adjustment.
- Match with 2.4G single zone or multiple zone RGB+CCT remote control optional.
- 256 levels 0-100% dimming smoothly without any flash.
- Built in 10 dynamic modes, include jump or gradual change style.

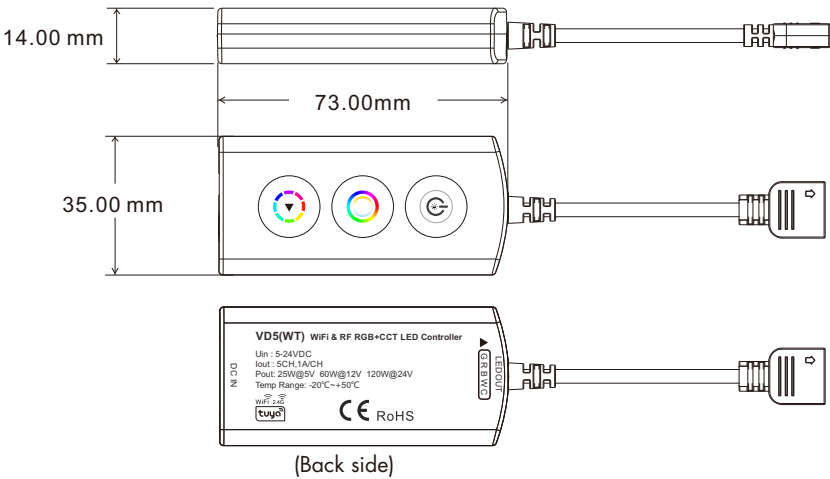


CE RoHS RED

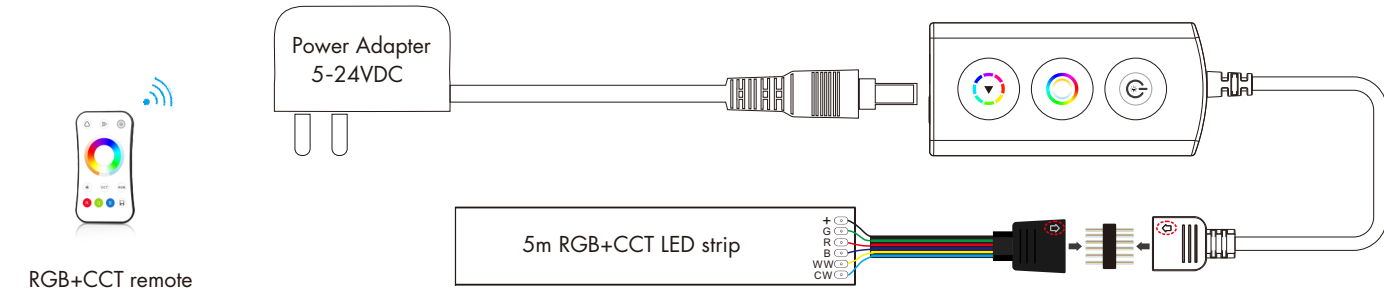
Technical Parameters

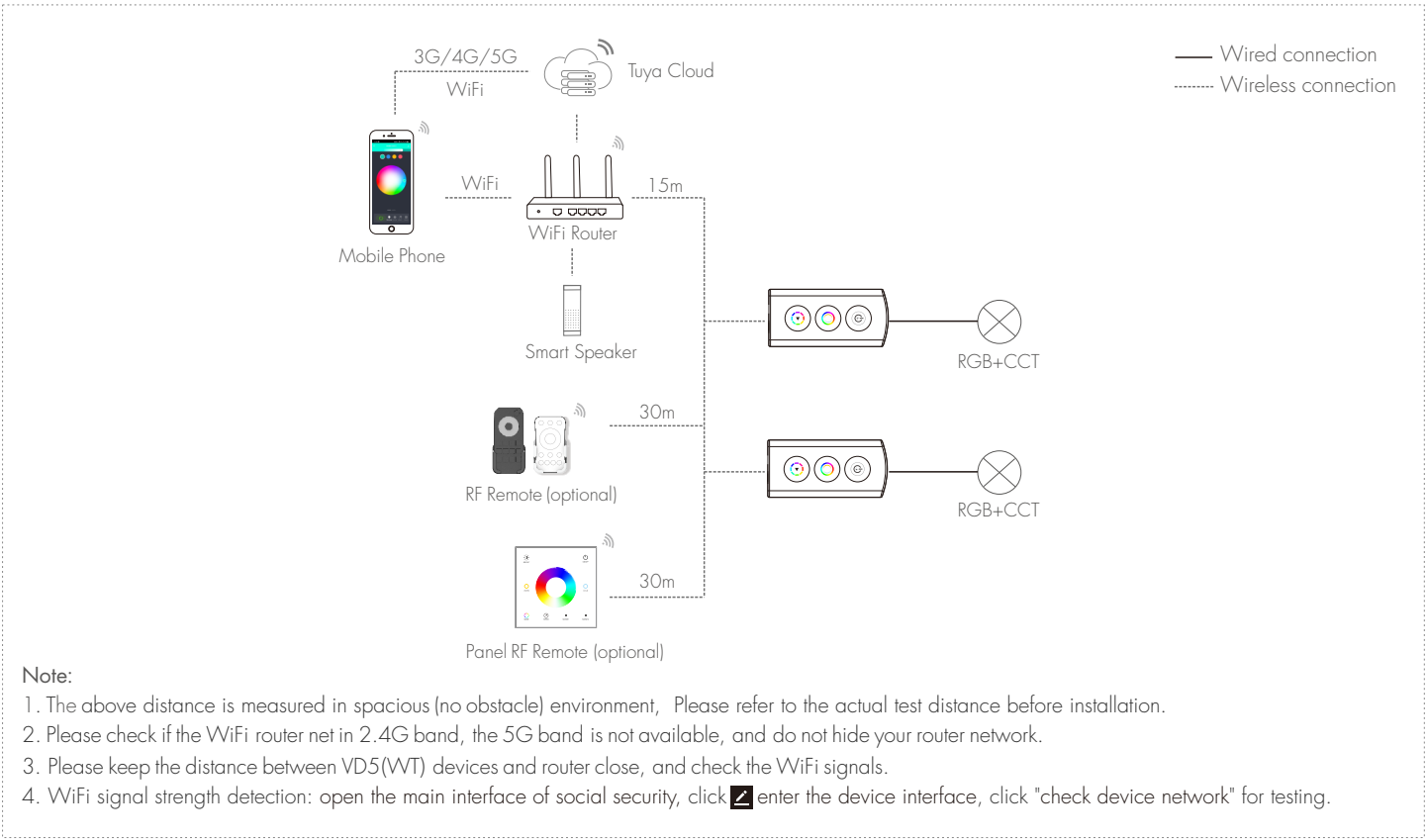
Input and Output		Dimming data		Safety and EMC	
Input voltage	5-24VDC	Input signal	WiFi + RF 2.4GHz + 3 button	EMC standard	EN 55015 EN IEC 61547:2023 ETSI EN 301 489-1 ETSI EN 301 489-3 ETSI EN 301 489-17
Output voltage	5-24VDC	Control distance	30m(Barrier-free space)		EN 55032 EN 55035
Output current	5CH, 1A/CH	Dimming level	256 levels		
Output power	25W@5V 60W@12V 120W@24V	Dimming range	0-100%		
		Dimming curve	Logarithmic	Safety standard	EN 61347-2:11 EN 61347-1
Environment		PWM Frequency	2KHz (default)	Radio Equipment	EN 62479:2010 EN 50663:2017 ETSI EN 300 440 ETSI EN 300 328
Operation temperature	Ta: -20℃ ~ +55℃	Package			
Case temperature (Max.)	Tc: +85℃	Size	L120 x W43 x H27mm		
Warranty and Protection		Gross weight	0.057kg	Certification	CE RED
Warranty	5 years				
Protection	Over-heat				

Dimension



Wiring Diagram





Button function

- : Short press to turn on/off light.  
Long press for 1-6s,  
in RGB color light state, continuous adjustment brightness of color light;  
in color temperature light state, continuous adjustment brightness of color temperature.
- : Short press switch between RGB color light and color temperature light.  
At the same time, enter the long press 1-6s to adjust RGB color or color temperature state.  
Long press for 1-6s or longer,  
in RGB color light state, continuous adjustment RGB color;  
in color temperature light state, continuous adjustment color temperature.
- : Short press to change 10 dynamic mode,  
long press 2s to adjust dynamic mode speed, 10 levels.

- Note:**
1. Press and hold the and button for 2s, output LED flashes 3 times, the light on/off fade time will change between 3s and 0.5s.
  2. Press and hold the , and button for 2s, output LED flashes multiple times, switch between "GRBWC" (flashes 1 times), "RGBWC" (flashes 2 times), "BRGWC" (flashes 3 times), "RGRBCW" (flashes 4 times) and "WGRBC" (flashes 5 times) output sequences, default is GRBWC.

Tuya Smart APP network connection

Please download the corresponding tuyu/smart life APP according to your region.

Press and hold and button for 2s:  
clear previous network connection, enter Smart config mode, the output LED flash 10 times.


Press and hold and button for 5s:  
Clear previous network connection, enter AP config mode, the output LED flash 5 times.  
If smart config failed, please try AP config.


Repeat power on and off for 5 consecutive times, also clear previous network connection,  
enter Smart config mode, the output LED will flash 10 times.

If Tuya smart APP network connection succeed, the output LED will stop flash,  
and in Tuya smart APP, you can find RGB+CCT device .

Dynamic mode list :


No.	Name	No.	Name
1	RGB jump	6	RGB fade in and out
2	RGB smooth	7	Red fade in and out
3	6 color jump	8	Green fade in and out
4	6 color smooth	9	Blue fade in and out
5	Color temperature smooth	10	White fade in and out





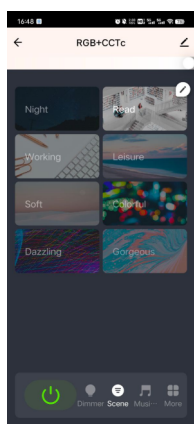
### Color Temperature interface

Touch color wheel to adjust color temperature, RGB will turn off automatically.  
Touch brightness slide to adjust white brightness.



### Colour interface

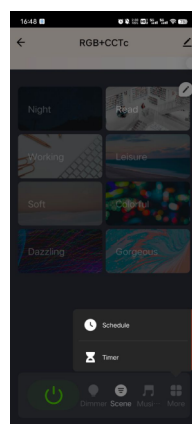

Touch color wheel to adjust static RGB color, WW/CW will turn off automatically.  
Touch brightness slide to adjust color brightness.  
Touch saturation slide to adjust color saturation, namely gradient from the current color to white (RGB mixed).



### Scene interface

The 1-4 scene is static color. the inner color of these scene can be editable.

The 5-8 scene is dynamic mode, such as green fade in and fade out, RGB jump, 6 color jump, 6 color smooth.



### Music, Timer, Schedule

The music play can use smart phone music player or micro-phone as music signal input.

The Schedule key can add multiple timers to turn on or turn off light according to different time periods.

The Timer key can turn on or turn off light in the next 24 hours.

## Match Remote Control (two match ways)



End user can choose the suitable match/delete ways. Two options are offered for selection:

### Use and button

Match:

Long press  and  button 2s, immediately press on/off key (single zone remote) or zone key (multiple zone remote) of the remote.

Delete:

Press and hold  and  button for 5s to delete all match, The output LED blinks 5 times means all matched remotes were deleted.

### Use Power Restart

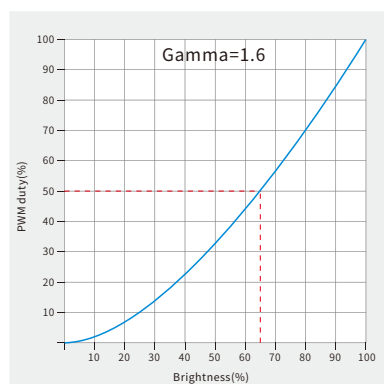
Match:

Switch off the power, then switch on power again, immediately short press on/off key (single zone remote) or zone key (multiple zone remote) 3 times on the remote. The output LED blinks 3 times means match is successful.

Delete:

Switch off the power, then switch on power again, immediately short press on/off key (single zone remote) or zone key (multiple zone remote) 5 times on the remote. The output LED blinks 5 times means all matched remotes were deleted.


## Dimming curve



## Packing List



LED Controller  
1 pcs



User Manual  
1 pcs



Extension Cable  
(12cm)  
1 pcs



6-Pin Plug  
1 pcs